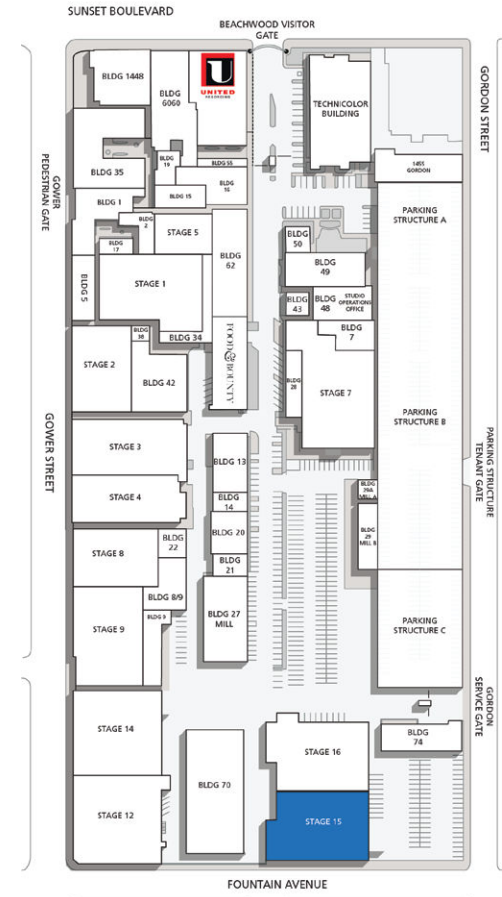

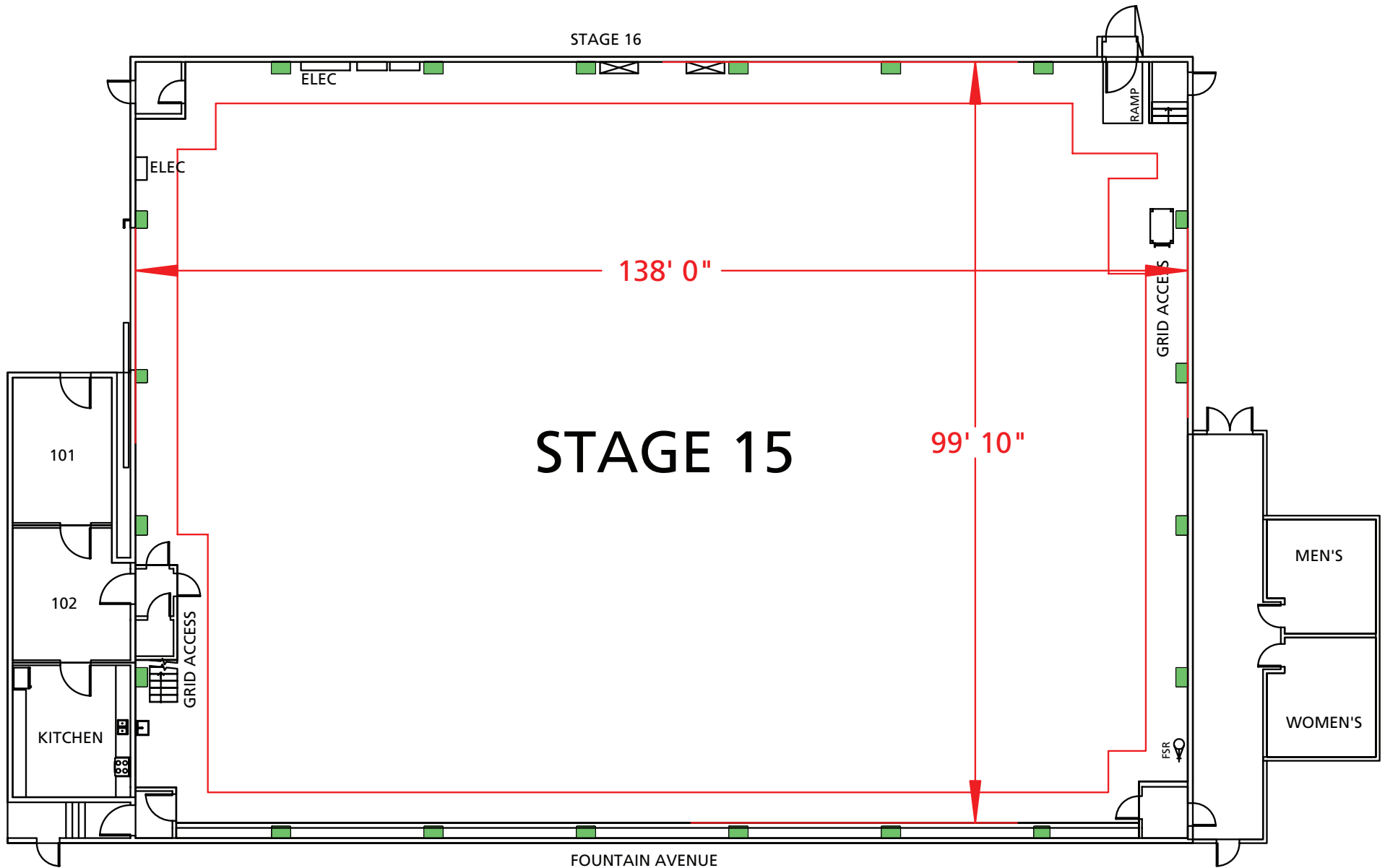


Stage 15



Width	Length	Height (Perms)	Total Stage Square Footage	Floor Type	Door (WxH)
99'10"	138'	35'1"	15,271	Concrete	18'8" x 19'9"

*Dimensions are for overall stage size and do not take into account stage irregularities. Production company representative should verify dimensions for particular applications.



Stage Specifications: Stage 15

Stage Specifications - (Dimensions Include 4' Fire Lane)

Width – 99' 10"

Length – 138'

Height (Perms) – 35' 1"

Total Square Footage – 15271

Floor Type – Concrete

Elephant Door (W X H) – 18' 8" X 19' 9"

NOTE Stage 15 is connected to Stage 16 via one pass-thru standard double door

Support Space- (Available On Stage)

Offices – 2 and 1 Support Space

Kitchen on stage.

Dressing Rooms, Wardrobe, and Hair + Make Up rooms are available in adjacent buildings

Heavy Equipment

Stage Management to authorize

Electric Service

Production Power - 120/208 800 Amp Per Phase Bus Bar, 4800 Amp Total Standard.

240 Volts - No

480 Volts - No

Tech Power - Available

Power In Grid - Available

HVAC

HVAC- (1) 33 Ton Cooling / Heat Package Unit

(2) 33 Ton Cooling Only Package Unit

Redlight Control - Yes

Ventilation - Yes

Heating - Yes

Stage Extras

Hose Bib - No

Gas - No

Drain - Yes

Compressed Air - No

Wireless Internet – Available

Phone – Available

Fax – Available