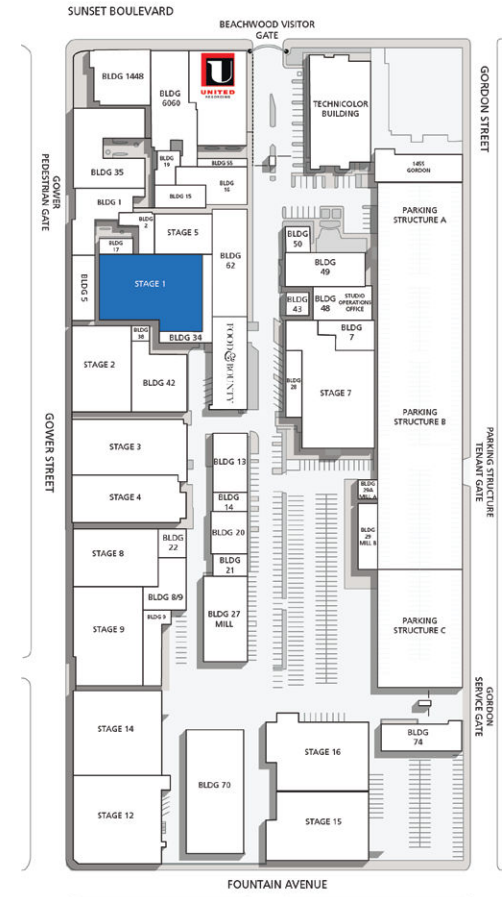
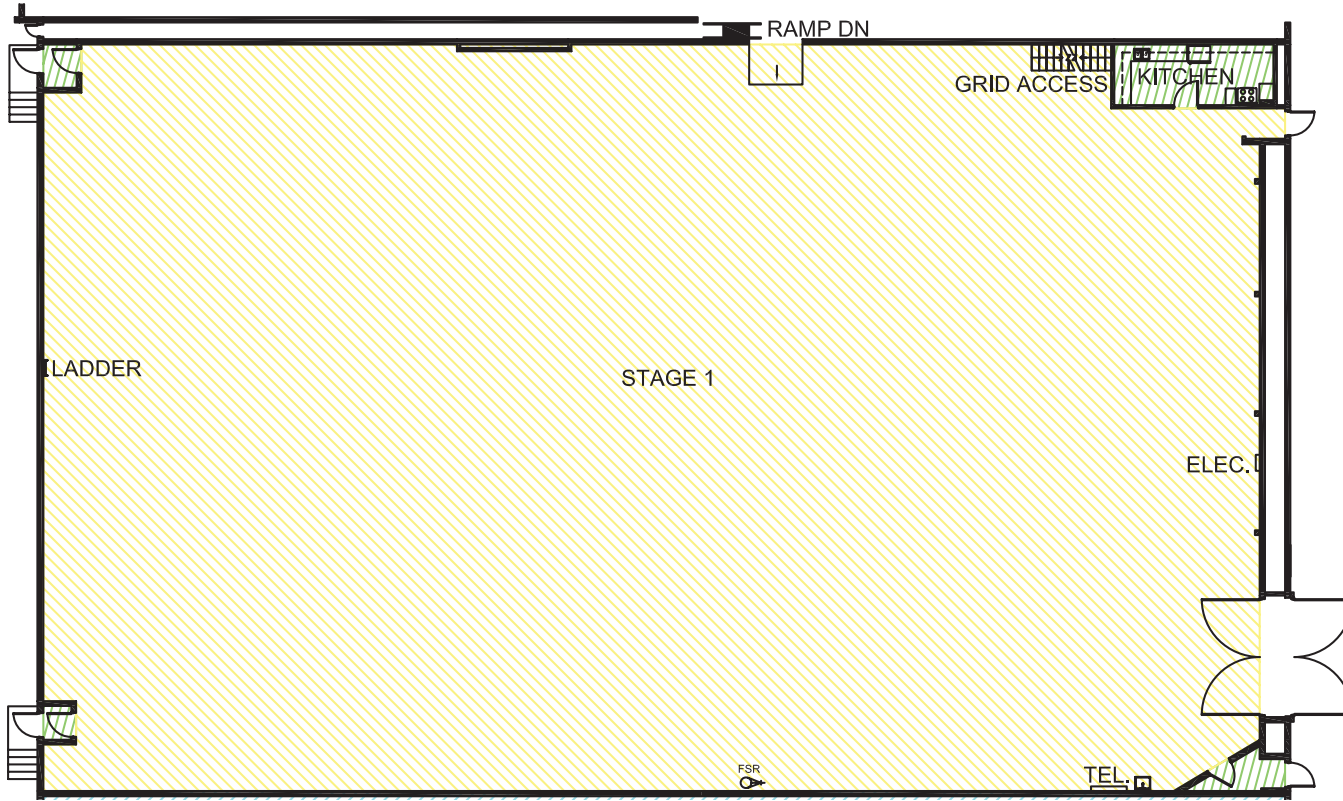
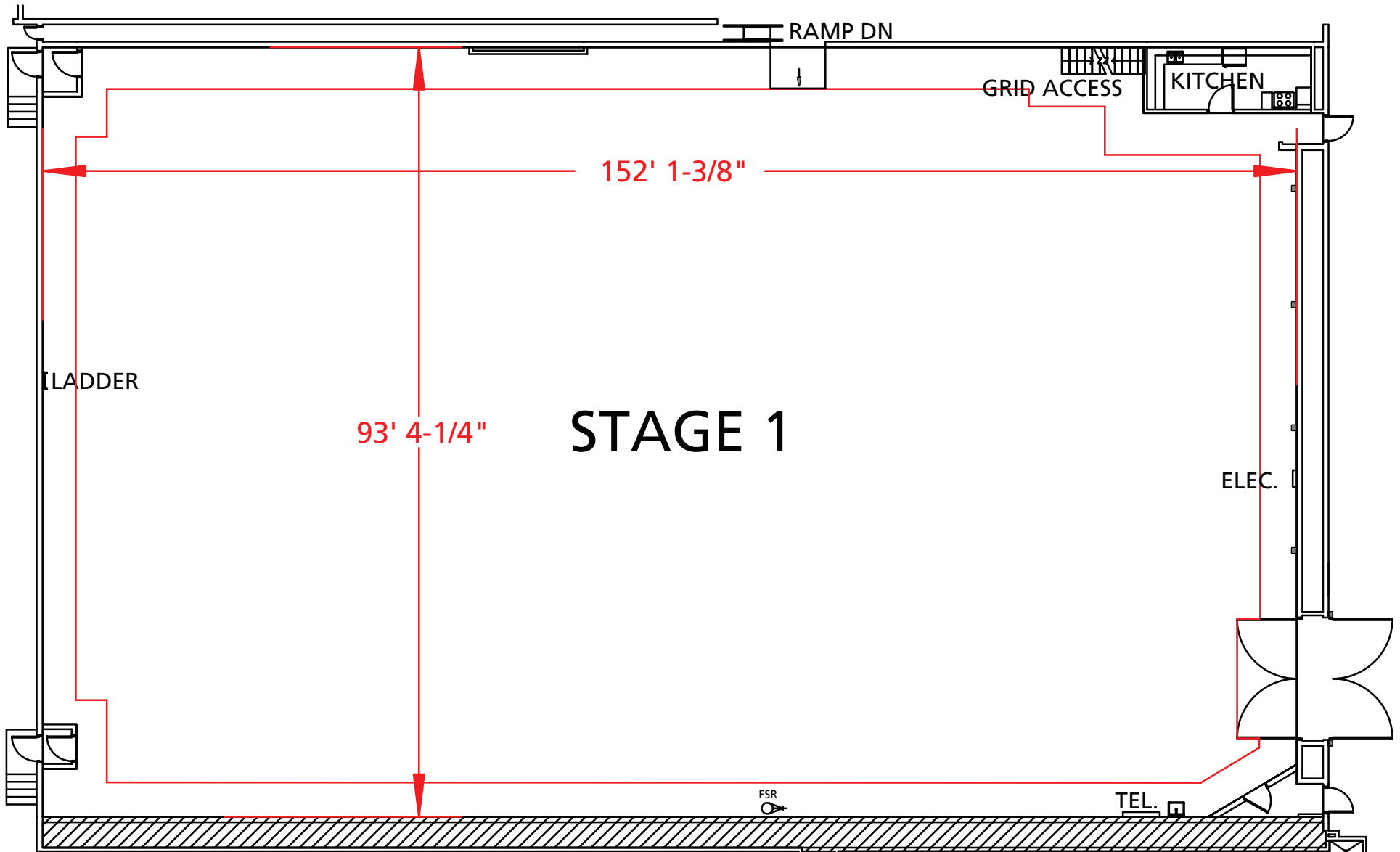


Stage 1



Width	Length	Height (Perms)	Total Stage Square Footage	Floor Type	Door (WxH)
93'5"	152'	22'	15,083	Wood	14'5" x 15'7"

*Dimensions are for overall stage size and do not take into account stage irregularities. Production company representative should verify dimensions for particular applications.



Stage Specifications: Stage 1

Stage Specifications - (Dimensions Include 4' Fire Lane)

Width – 93' 5"

Length – 152'

Height (Perms) – 22'

Total Square Footage – 15083 sf

Floor Type – Wood

Elephant Door (W X H) – 14' 5" X 15' 7"

Support Space

Kitchen on stage with fridge

Dressing Rooms, Wardrobe, and Hair + Make Up rooms are available in adjacent buildings

Heavy Equipment

Stage Management to authorize

Electric Service

Production Power - 120/208 800 Amp Per Phase Bus Bar, 2400 amp total standard. Additional 2400 Amps Available

240 Volts – No

480 Volts – No

Tech Power – Available

Power In Grid – Available (Single Phase 120/208)

HVAC

25 Ton (Nominal) Cooling Only Package Unit

33 Ton (Nominal) Cooling Only Package Unit

33 Ton Cooling / Heat Package Unit

Redlight Control – Yes

Ventilation – Yes

Heating – Yes

Stage Extras

Hose Bib – No

Gas – No

Drain – Yes

Compressed Air – No

Wireless Internet – Available

Phone – Available

Fax – Available